

TOSHIBA RECTIFIER SILICON DIFFUSED TYPE

1S1834, 1S1835

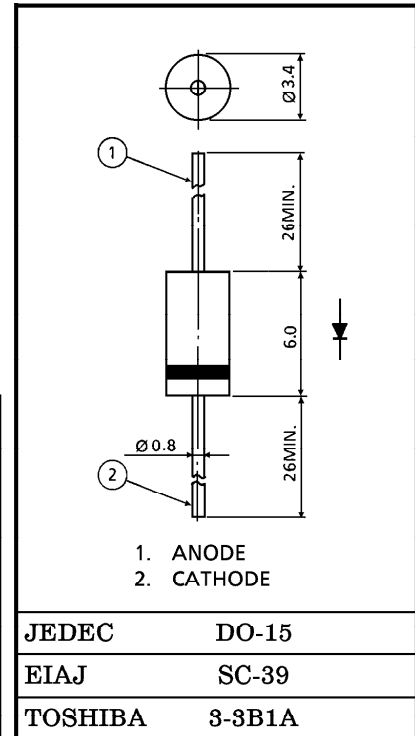
HIGH SPEED RECTIFIER APPLICATIONS.
(FAST RECOVERY)

Unit in mm

- Average Forward Current : $I_F(AV) = 1.0A$
- Repetitive Peak Reverse Voltage : $V_{RRM} = 400 \sim 600V$
- Reverse Recovery Time : $t_{rr}(1) = 1.5\mu s$
: $t_{rr}(2) = 0.35\mu s$
- Plastic Mold Type.

MAXIMUM RATINGS

CHARACTERISTIC	SYMBOL	RATINGS	UNIT
Repetitive Peak Reverse Voltage	1S1834	400	V
	1S1835	600	
Reverse Voltage (DC)	1S1834	300	V
	1S1835	500	
Average Forward Current (Ta = 50°C)	$I_F(AV)$	1.0	A
Peak One Cycle Surge Forward Current (Non Repetitive)	I_{FSM}	60 (50Hz)	A
		66 (60Hz)	
Junction Temperature	T_j	-40~125	°C
Storage Temperature Range	T_{stg}	-40~125	°C



Weight : 0.42g

ELECTRICAL CHARACTERISTICS (Ta = 25°C)

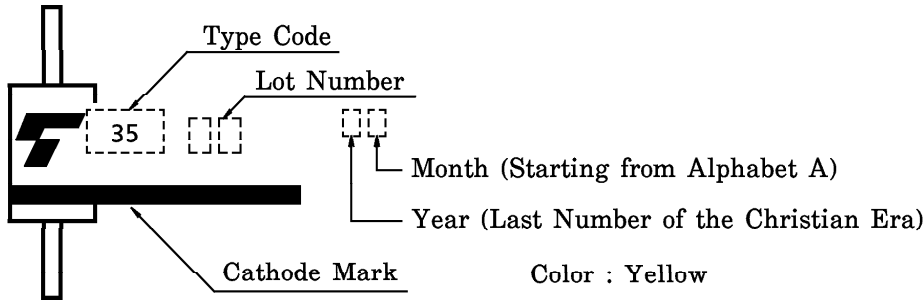
CHARACTERISTIC	SYMBOL	TEST CONDITION	MIN.	TYP.	MAX.	UNIT
Peak Forward Voltage	V_{FM}	$I_{FM} = 1.5A$	—	—	1.2	V
Repetitive Peak Reverse Current	$I_{RRM}(1)$	$V_{RRM} = \text{Rated}$	—	—	10	μA
	$I_{RRM}(2)$	$V_{RRM} = \text{Rated}, T_j = 125^\circ C$	—	—	500	
Reverse Recovery Time	$t_{rr}(1)$	$I_F = 20mA, I_R = 1mA$	—	—	1.5	μs
	$t_{rr}(2)$	$I_F = 20mA, I_R = 20mA$	—	—	0.35	
Forward Recovery Voltage	V_{fr}	$I_F = 0.1A, t_r = 100ns, t_w = 5\mu s$	—	—	6	V

- (Note 1) Lead diameter not controlled in this zone to allow for flash, lead finish build-up, and minor irregularities other than slugs.
- (Note 2) Soldering : 5mm is the minimum to be kept between case and soldering part.
- (Note 3) Lead bending : 5mm is the minimum to be kept from the case when bend the lead wire.

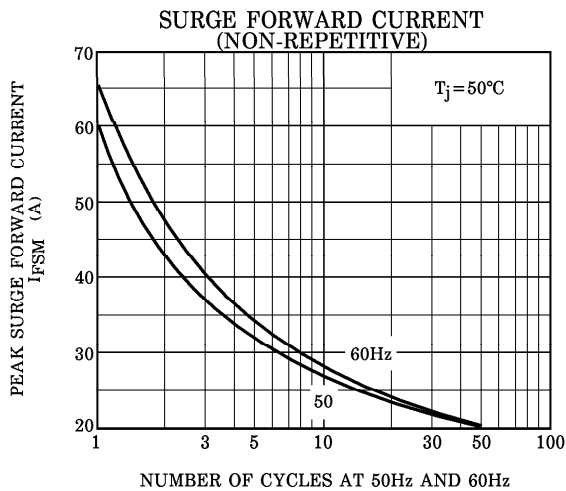
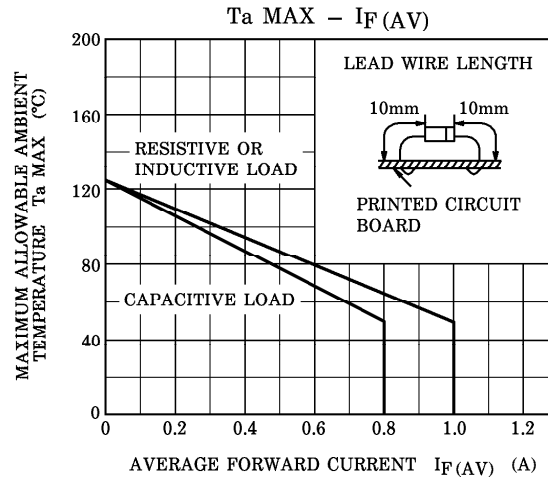
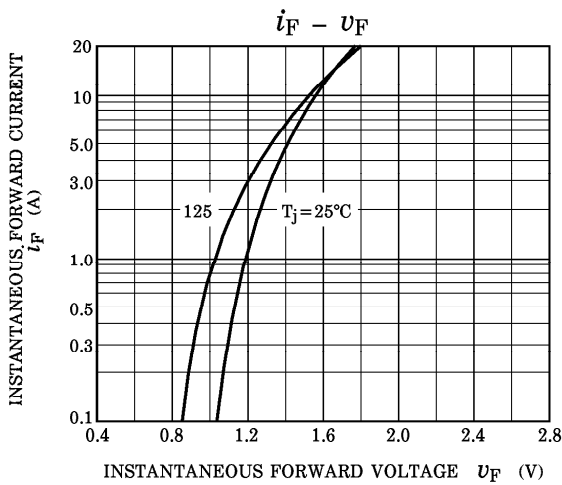
961001EAA2

● TOSHIBA is continually working to improve the quality and the reliability of its products. Nevertheless, semiconductor devices in general can malfunction or fail due to their inherent electrical sensitivity and vulnerability to physical stress. It is the responsibility of the buyer, when utilizing TOSHIBA products, to observe standards of safety, and to avoid situations in which a malfunction or failure of a TOSHIBA product could cause loss of human life, bodily injury or damage to property. In developing your designs, please ensure that TOSHIBA products are used within specified operating ranges as set forth in the most recent products specifications. Also, please keep in mind the precautions and conditions set forth in the TOSHIBA Semiconductor Reliability Handbook.

MARK



CODE	TYPE
34	1S1834
35	1S1835



961001EAA2'

● The information contained herein is presented only as a guide for the applications of our products. No responsibility is assumed by TOSHIBA CORPORATION for any infringements of intellectual property or other rights of the third parties which may result from its use. No license is granted by implication or otherwise under any intellectual property or other rights of TOSHIBA CORPORATION or others.
 ● The information contained herein is subject to change without notice.